


Acquastone Worktops profile/specification



Care and Maintenance

ACQUASTONE worksurfaces are easy to clean and maintain. By following the simple care instructions, the beauty of your worktops can be preserved and your bathroom will retain that 'just installed' look throughout its life.

Routine Cleaning:

Wiping your **ACQUASTONE** surface with a damp cloth and then buffing with a dry cloth, will keep your surface in pristine condition.

Care and Maintenance:

Avoid exposing **ACQUASTONE** surface to strong chemicals such as nail varnish remover, paint removers etc. these should be removed immediately. Any residue and spills from, shampoo, toothpaste, mouthwash etc, should be cleaned immediately with soapy water to ensure no staining occurs, however these stains can easily be removed by applying **ACQUASTONE** finishing compound with a clean dry cloth, then buffing with **ACQUASTONE** wax free polish with a clean dry cloth. If this fails to remove the stain, the Day to Day scratches and refinishing process will have to be used. Always avoid sliding hard/sharp objects (cups, bottles etc) across the surface as these will result in scratches, but again, these can easily be removed by the Day to Day scratches and refinishing process.

IMPORTANT: ACQUASTONE IS A MAN MADE ACRYLIC AND POLYESTER SURFACE AND WILL SHOW SCRATCHES, IN PARTICULAR A DARK COLOUR SURFACE WILL SHOW SCRATCHES MORE EASILY, BUT ALL SCRATCHES CAN BE SANDED BACK TO THE ORIGINAL FINISH

NOTE:

For further protection to your **ACQUASTONE** surface the application **ACQUASTONE** wax free polish can be applied, available from your supplier.

Scratches and Refinishing:

Day to day scratches and marks can easily be sanded and buffed out.

Light Scratches:

Using the Velcro sanding block, attach the 320 grit sandpaper and repeat the process with the 500 grit finishing pad. On all the sanding processes apply with a light smooth circular motion, do not force the action, do not dig in. Wipe clean with a clean damp cloth and allow to dry. Restore to the original finish by applying **ACQUASTONE** finishing compound and buffing clean with a dry polishing cloth. Finally apply **ACQUASTONE** wax free polish and buff with a clean dry cloth to finish.

Deeper Scratches:

Using the Velcro sanding block, attach the 240 grit sandpaper and repeat the process with the 320 grit, completing the sanding with the 500 grit finishing pad, on all the sanding processes apply with a light smooth circular motion, do not force the action, do not dig in. Wipe clean with a clean damp cloth, and allow to dry. Restore to the original finish by applying **ACQUASTONE** finishing compound and buffing clean with a dry polishing cloth. Finally apply **ACQUASTONE** wax free polish and buff with a clean dry cloth to finish.

More Serious Damages:

As a result of the inherent qualities of solid surface material **ACQUASTONE** surfaces are capable of being repaired. This means that the surface can be returned to its original condition even after suffering severe impact, heat or chemical damage.


Please contact your **ACQUASTONE** supplier for professional advice on the best course of action for the more serious repairs.

PLEASE VISIT www.worktopfabrications.co.uk

GUARANTEE OF QUALITY

We offer a 10 year guarantee against any manufacturing defects providing that all installation and care instructions are strictly followed subject of course to normal wear and tear.

**DO NOT DESTROY OR THROW AWAY THIS LEAFLET,
PLEASE KEEP FOR FUTURE REFERENCE**



Acquastone

THE ULTIMATE BATHROOM SURFACE SOLUTION





The solid 25mm Bathroom Surface
- Looks natural, feels natural, no chipboard, No Water Ingress!

The natural stone like beauty and style of Acquastone Solid Surface make it the ideal choice for bathrooms.

With modern contemporary design and stunning looks, combined with its total practicality and cast in a solid 25mm homogenous granite like product, Acquastone brings the beauty of nature into your home. Nature in conjunction with advanced technology creates a surface which looks and feels like natural stone and granite, to give you pleasure for years to come.

Not only is the product stunning to look at, but it also has inbuilt technological advantages:

- Solid 25mm – no water ingress! Completely stable!
- No substrate – no water ingress! Completely stable!
- No template required for fitting
- Simply cut, finish the show ends and fit as laminated surface

- No fitting and sanding off joints for end caps
- Can be cut with standard woodworking tools
- Looks and feels like a natural stone/granite surface
- Totally repairable
- Pro Fit inconspicuous joints if required, or DIY Fit as you do a standard laminated surface
- Edges can be profiled for a one off unique look



Acquastone is available:

Up to 2110 long and up to 750 in depth
Up to 2510 long and to 370 in depth

Acquastone is ideal for fitted furniture because of its superb fitter friendly attributes, but it is also equally suited to the modern free standing units and vanities, with straight or curved edges


Factory fitted under mounted bowls are available with vanity units, and a new factory fitted under mounted in line space saving bowl is also now available for the narrower fitted surface. Semi recessed bowls can be fitted as a standard laminate surface.

Acquastone can be ordered in blanks (finished on 1 long edge and the 2 short edges) ideally suited to the DIY sector, but it can be ordered bespoke to a drawing, it's up to you!


Please visit – www.worktopfabrications.co.uk

ACQUASTONE CARRIES A 10 YEAR MANUFACTURERS GUARANTEE AGAINST ANY MANUFACTURING DEFECTS; THE ACQUASTONE SURFACE MUST BE FITTED IN ACCORDANCE WITH THE MANUFACTURERS INSTRUCTIONS


ACQUASTONE IS A MAN MADE ACRYLIC/POLYESTER SOLID 25MM SURFACE AND WILL SCRATCH, DARKER COLOURS WILL SHOW SCRATCHES MORE EASILY, BUT THESE CAN EASILY BE REMOVED BY THE SIMPLE SANDING PROCESS.




ABYSS



BISCUIT



FOSSIL



GALAXY



ICE STONE



COPPERSTONE