

# Mitchells Worktops

Laminate & Solid Wood  
Solid Surface  
Shower Panels  
Sinks & Taps

Family run business established 1947  
Mitchells (Millbrook) Ltd., Third Avenue, Millbrook,  
Southampton, SO15 0LD

For all orders and enquiries:

**TEL: 023 8077 1004**

**Email: [sales@mitchellswortops.co.uk](mailto:sales@mitchellswortops.co.uk)**  
**[www.mitchellswortops.co.uk/pricelist](http://www.mitchellswortops.co.uk/pricelist)**



## **SUGGESTED RETAIL PRICE GUIDE**

**Excluding VAT**



**JANUARY 2025**

# GENERAL INFORMATION

*Our aim is to do our very best to help you. Please read the following information to help us.*

## Information and Pricing

The information and prices in this document are believed to be accurate, however, we cannot accept liability for any errors or omissions. If you find an error please let us know.

## Placing Orders

We are able to accept orders by Phone, Email or Post. We strongly advise customers to use Email and keep a copy of the order. Our contact details for ordering are as follows:

**Tel: 023 8077 1004 Email: [sales@mitchellsworktops.co.uk](mailto:sales@mitchellsworktops.co.uk)**

**Please do not email orders to specific employees. The above address is always monitored.**

## Order Confirmations

Order confirmations are sent by email in .pdf format by default. Please check the details, quantities and dates are all correct and notify us immediately if not. *We all make mistakes occasionally!*

## Deliveries

The majority of deliveries are made on our own vehicles, normally within 48 - 72 hours of ordering. We have fixed days for deliveries to all the areas we cover and in the majority of cases we will be able to offer a twice weekly service. Most deliveries are free of charge to the account holders address. For customers outside of our normal delivery area we use a tried and trusted carrier service. Please contact us for charges and lead time.

## Site Deliveries

Site deliveries are usually free of charge if the order value is over £200 + VAT. We reserve the right to charge for site deliveries if the value of goods is less than this, or if the delivery address is out of our delivery area. Please ensure that there is someone on site willing and able to assist the driver with unloading. If we are unable to deliver due to lack of access or assistance etc. we will charge for a re-delivery. You must make all the delivery arrangements with your clients, we will not enter into direct discussions with them.

**Please provide a contact number on site as so that our driver can call ahead and give an approx delivery time.**

## Returns Policy

In the event that you need to return goods (or have us collect them) then we must insist that they are still in a saleable condition and in their original packaging. We can only take goods back if they are current items. Bespoke goods cannot be returned. We will check the goods back at our warehouse and assuming that they are OK a credit will be raised. Any replacement goods will be treated as a new order and we will invoice you for them. We do not issue free replacements.

## Re-Stocking Charges

If you return goods that we have ordered in for you from our suppliers, we will attempt to return them to our supplier and pass on their re-stocking charge. As a general rule a 25% handling charge is applied for most items but some suppliers charge significantly more. Items that we have supplied from our own stock will be returned to our stock. A restocking charge will be applied in every case unless specifically agreed by a Director.

## Goods for display

Most manufacturers offer additional discounts for goods used on display, and we can usually make a contribution too. Each of our suppliers has their own rules, so please contact us with your requirements. Some suppliers may require photographic evidence that the products purchased have been used for display.



38mm Postformed Worktops	28mm Worktops
--------------------------	---------------

Length x Width	Price Group	
	2	1
2000 x 600mm PF 1 Long	119.47	97.18
3000 x 600mm PF 1 Long	148.43	126.23
4100 x 600mm PF 1 Long	207.77	169.00
2000 x 665mm PF 2 Long	194.48	149.92
4100 x 665mm PF 2 Long	338.23	260.73
2000 x 900mm PF 2 Long	215.91	171.33
3000 x 900mm PF 2 Long	292.93	248.90
4100 x 900mm PF 2 Long	375.50	297.97

Only available in Decors marked *	£ each
3000 x 600mm Worktop	92.77
3000 x 900mm Breakfast Bar	195.20






























Upstands and Splashbacks
--------------------------

Length x Width x Thickness	Price Groups	
	2	1
Upstand 4100 x 100 x 18mm	97.68	83.48
Splashback 3000 x 600 x 8mm	187.98	155.91

*\*All Splashbacks made to order, 3000 x 1200mm also available POA*

Worktops supplied shrinkwrapped including 2 x 1300mm edging strips

**ALL DECORS ARE PRICE GROUP 1 EXCEPT MICA GRANITE GLOSS & WHITE ANDROMEDA GLOSS**

				
Beech Matt*	Blocked Oak*	Blocked Walnut	Botticino	Brown Pepperdust
				
Carrara Marble	Ephesus Marble	Glacial Storm	Gold Veined Marble	Grey Shuttered Concrete
				
Impala*	Kalmar Oak	Light Grey* (28mm only)	Makrana Marble	Meteorite
				
Natural Davos Oak	Plain White*	Pure Concrete	Quartz Stone	Saleve Walnut
				
Silk Flow	Taurus Beige*	Tibet	Weathered Iron Ore	White Levanto Marble
				
Whitewashed Timber	Wild Rustic Oak	Mica Granite Gloss	White Andromeda Gloss	

[www.artemisworktops.co.uk](http://www.artemisworktops.co.uk)

**For Jointing bolts, sealants, adhesives, and all other accessories see our dedicated accessories page!**

### 38mm Postformed Worktops

Length x width	£ each
3000 x 600mm postformed 1L	156.01
4100 x 600mm postformed 1L	189.11
4100 x 670mm postformed 2 L	290.76
2000 x 920mm postformed 2L	177.72
4100 x 920mm postformed 2L	333.12

### 38mm Postformed Availability

Anthracite Mountain Basalt, Anthracite Steel Grey, Black Pietra Grigia, Black Sparkle Grain, Cascina Pine, Chromix Silver, Cremona Marble, Dark Hunton Oak, Grey Bardolino Oak, Grey Brown Whiteriver Oak, Grey Sparkle Grain, Light Grey Chicago Concrete, Light Grey Valmasino Marble, Natural Hamilton Oak, Oak Butcherblock, Premium White, Sand Beige Titanite, Sand Grey Calvia Stone, Scivaro Slate, Vicenza Oak, Walnut Butcherblock, White Levanto Marble, White Sparkle Grain.

### 38mm Square ABS-Edged Worktops

Length x width	£ each
4100 x 650mm	397.25
4100 x 920mm	620.57
5000 x 43 x 1.5mm Edging Strip (long or short grain)	20.01

**38mm ABS Square-edged decors available:** Cognac Brown Sherman Oak, Light Natural Davenport Oak, Natural Halifax Oak, Pewter Halifax Oak.


### 25mm Square ABS-Edged Worktops

Length x width	£ each
4100 x 650mm	230.75
4100 x 920mm	385.51
5000 x 30 x 1.5mm Edging Strip	17.98


**25mm decors available:** Anthracite Candela Marble, Anthracite Metal Rock, Calais Travertine, Cremona Marble, Crystal Marble, Cupria Slate, Grey Braganza Granite, Grey Cascia Granite, Light Grey Candela Marble, Sand Grey Calvia Stone, White Chromix, White Levanto Marble.

### Upstands and Splashbacks


Length x width	£ each
4100 x 120 x 18mm Upstand	113.76
4100 x 640 x 8mm Splashback (Dual faced)	199.23




Ant. Candela Marble




Ant. Metal Rock



Ant. Mountain Basalt




Ant. Steel Grey



Blk. Pietra Grigia



Blk. Sparkle Grain




Calais Travertine



Cascina Pine



Chromix Silver




Cognac Brn Sherman Oak




Cremona Marble



Crystal Marble



Cupria Slate



Dark Hunton Oak




Gr. Bardolino Oak




Gr. Braganza Granite



Gr. Br. Whiteriver Oak




Gr. Cascia Granite



Gr. Sparkle Grain



Lt. Gr. Candela Marble



Lt. Gr. Chicago Concrete



Lt. Gr. Valmasino Marble



Lt. Nat. Davenport Oak



Nat. Halifax Oak




Nat. Hamilton Oak



Oak Butcherblock




Pewter Halifax Oak




Premium White




Sand Beige Titanite



Sand Gr. Calvia Stone




Scivaro Slate




Vicenza Oak




Walnut Butcherblock



White Chromix



Wht. Levanto Marble



Wht. Sparkle Grain

**For Jointing bolts, sealants, adhesives, and all other accessories see our dedicated accessories page!**

# DUROPAL

## 40mm Postformed Worktops

Length x Width	Price Group	
	2	1
2000 x 600 Single PF edge	162.47	132.71
4100 x 600 Single PF edge	271.83	222.04
2000 x 670 Double PF edge	232.84	195.57
4100 x 670 Double PF edge	389.58	327.22
2000 x 900 Double PF edge	287.37	239.09
4100 x 900 Double PF edge	480.79	400.02
4100 x 43 Laminate Edging	7.56	7.56

*Don't forget to order edging strips, they're not included.*

## 40mm Square-Edged Worktops

Length x Width	Price Group		
	3	2	1
4100 x 640 Edged 2 Long	629.14	580.75	532.37
4100 x 900 Edged 2 Long	980.03	911.98	843.94
44mm ABS Edging per linear Metre - (not included with worktop)			12.86

## Upstands & Splashbacks

Length x Width	Price Group		
	3	2	1
4100 x 120 x 20mm Upstand	157.76	157.76	128.28
4100 x 640 x 9mm Splashback	631.81	415.57	346.40

*\* Glacial Storm MS splashback priced as group 2 all others as per worktop PG*

## 40mm Postformed Availability

### Price Group 1:

Abruzzo Colore FG, Abruzzo Naturale FG, Artisan Oak NY, Astral Quartz MP, Beech Crenata NY, Black Brazil MP, Block Walnut VV, Calypso SD, Ceramic Rust CR, Clay Sangha Wenge RT, Dark Mountain Oak NY, Deep Slate CR, Glacial Storm MS, Kings Marble Green MS, Lorenzo Oak NY, Natural Oak Block VV, Natural Sangha Wenge RT, Nordic Teak NY, Okapi Walnut NY, Oxyd Grey SX, Ponderosa Pine RT, Rabac SX, Sonoma Oak Grey RT, Star Black MP, Tangram Oak NY, Terracotta CR, Terrazzo Nero SD, Torino Oak Nature FG, Wellington Oak RT

### Price Group 2:

Antique Messina BR, Astral Quartz Gloss HS, Bellato Grey XM, Breccia Paradiso XM, Carrara Marble XM, Caviar Black XM, Cento XM, India White XM, Ipanema Grey BR, Ipanema White BR, Light Cortona XM, Natural Messina BR, Nero Portoro XM, Quartz Grey BR, Quartz Stone BR, Trasimeno Basalt XM

## 20mm Square-Edged Worktops

Length x Width	Price Group	
	2	1
4100 x 640 Edged 2 Long	493.60	454.95
4100 x 900 Edged 2 Long	762.23	721.41
24mm ABS Edging per linear Metre		10.93

### 20mm Square-Edged Availability:

**Price Group 1** Calypso SD, Sonoma Oak Grey RT

**Price Group 2** Bellato Grey XM, Breccia Paradiso XM, Carrara Marble XM, India White XM, Nero Portoro XM, Trasimeno Basalt XM.

### 40mm Square-Edged Availability:

**Price Group 1:** Artisan Oak NY, Saloon FG, Wellington Oak RT

**Price Group 2:** Trebbia Stone XM,

**Price Group 3:** Anthracite XP, Chalk XP, Light Grey XP, Volcanic Black XP

# DUROPAL COMPACT

## 12mm Solid Laminate Worktops

Length x Width	Price Group			
	4	3	2	1
4100 x 640 x 12mm bevelled 1 long	1179.89	914.00	907.62	722.11
2000 x 950 x 12mm bevelled 2 long	1139.04	918.56	918.56	734.86
4100 x 950 x 12mm bevelled 2 long	2088.27	1684.08	1684.08	1347.23
4100 x 1300 x 12mm sawn edges	2027.94	1563.35	1474.89	1172.55
4100 x 120 x 12mm Upstand	221.26	171.37	170.18	135.34
4100 x 640 x 9.2mm Splashback (MDF)	456.47	365.20	456.47	365.20

## Installation

	£ each
3 joint Fitting Kit (UNICOMKIT)	45.00
Toggle Bolts - Pk of 3 (UNITOG)	7.41
Compact Jig (ACCCOMJIG)	45.45

## Availability

### Price Group 1:

Ceramic Rust/Blk core F76026GR, Crick/Blk core S0019GR, , Metallic Brown/Blk core F76054GR, Nero Portoro/Blk core S63028CM,

### Price Group 2:

Terrazzo Bronze/Blk core F76146XP, Volcanic Black/Blk core U12000XP

### Price Group 3:

Bellato Grey/Grey core F76044CM, Carrara Marble/Grey core S63009CM, Cento/Grey core S68036CM, India White/Wht core S63045CM

### Price Group 4:

Chalk/Wht core U11102XP, Dolphin Grey/Grey core U12044XP

Compact worktops supplied with polyfilm coating and cardboard boxed.

**4100 x 1300mm sheets are supplied unprotected and delivered on a pallet. Forklift unload only.**

**For Jointing bolts, sealants, adhesives, and all other accessories see our dedicated accessories page!**

## 38mm Postformed Worktops

Length x Width	Price Groups		
	3	2	1
3000 x 600mm PF 1 Long	185.25	139.22	126.05
4100 x 600mm PF 1 Long	283.64	213.40	191.60
4100 x 665mm PF 2 Long	388.60	283.07	261.30
3000 x 900mm PF 2 Long	342.48	256.95	220.08
Upstand 3000 x 100 x 20mm	121.37	93.59	85.41
Splashback 3000 x 600 x 8mm	270.63	231.13	181.66

## 38mm Postformed worktops price groups

**PRICE GROUP 1:** Dakota surf, Granite Beige surf, Lima surf, Lunar Quartzstone surf, Maryland Fonce surf, Nero Granite surf, Oatgrain surf, Pewter Dust surf, Saturn surf, Solar Quartzstone surf,

**PRICE GROUP 2:** Black Oak Ultramatt, Cassatta Ultramatt, Clear Beech Block Ultramatt, Gardenia Ultramatt, Mondego Oak Ultramatt, Pitch Pine Ultramatt, Sirrocco Marble Ultramatt, Stableford Oak Block Ultramatt, Turin Marble Ultramatt, Walnut Appalaches Ultramatt, Woodstone White Roche

**PRICE GROUP 3:** Strass Blanc HiGloss, Strass Noir HiGloss

Worktops are supplied individually shrinkwrapped with edging strip included. Extra edging available at additional cost.

## 28mm Worktops - Q3 Profile

All Decors	£ ea.
3000 x 600mm Worktop	92.77

**28mm Decors available:** Clear Beech Block Ultramatt, Dakota surf, Granite Beige surf, Lima surf, Maryland Fonce surf, Nero Granite surf, Pewter Dust surf.

The above sizes and decors are currently available. Any other sizes or decors shown in the Options brochure or swatches may still be available, but could be subject to minimum order quantities with longer lead times. Please call us for an update if you need anything that's not listed here.

# OMEGA

## 38mm Postformed Worktops

Size	£ each
3000 x 600mm Worktop	191.80
4100 x 600mm Worktop	289.70
4100 x 665mm Breakfast Bar	374.89
4100 x 900mm Breakfast Bar	439.43


## Availability

### 38mm Worktops (Postformed and Square-edge)

Ashdown Oak, Brasilia, Croxdale Plank, Delamere Oak, Dune Stone, Emperador Marble, Galloway Oak, Grasmere Oak, Lachen Stone, Lanthwaite Oak, Laurent Marble, Light Portland, Marquina Marble, Natural Blocked Oak, Paros Marble, Picasso Marble, Pure White, Salento Stone, Tuscany Marble, Urban Caldeira, Warm Walnut Butcher Block

## 38mm Square PP-Edged Worktops

Size	£ each
3000 x 600mm Worktop	250.54
4100 x 600mm Worktop	419.46
4100 x 665mm Breakfast Bar	536.67
4100 x 900mm Breakfast Bar	661.17
4.2m Edging Strip (43mm)	33.20



## 22mm Square PP-Edged Worktops

Size	Price Group	Price Group
	2	1
3000 x 600mm Worktop	603.48	222.98
4100 x 600mm Worktop	n/a	281.64
3000 x 900mm Breakfast Bar	1032.61	n/a
4100 x 900mm Breakfast Bar	n/a	523.00
4.2m Edging strip (28mm)	15.06	15.06

### 22mm availability

**3000 & 4100 length (price group 1):** Emperador Marble, Laurent Marble, Picasso Marble, Tuscany Marble  
**3000mm length only (price group 2):** Anthracite Grey, Black Velvet, Brushed Bronze, Vero Bianco

## Upstands and Splashbacks


Size	Group 2	Group 1
3000 x 100mm Upstand (Square-edge)	200.32	118.23
3000 x 600 x 8mm Splashback	482.79	236.38

**For Jointing bolts, sealants, adhesives, and all other accessories see our dedicated accessories page!**




20mm Square-edged Worktops		Upstands & Edging	
	£ each		£ each
2020 x 646mm edged 1 long	158.85	Upstand 4050 x 100 x 12mm Square edged	137.45
4050 x 646mm edged 1 long & 2 short	302.50	Edging Strip 1m	8.80
2020 x 900mm edged 2 long & 1 short	294.75	Edging Strip 5m	38.50
4050 x 900mm edged 2 long & 2 short	550.00	Edging Strip 25m	POA

### Availability



Carrera Marble



Ephesus Marble



Icy White



Light Grey Chicago Concrete



Natural Messina




Natural Oak Block



White Quartz



Sonoma Oak



White Andromeda Matt



White Levanto Marble

[www.artemisworktops.co.uk](http://www.artemisworktops.co.uk)



Size	40mm Thick		22mm Thick	
	2	1	2	1
4050 x 360 Edged all round*	x	x	178.56	175.20
2020 x 650 Edged 1 long and 1 end	214.76	190.24	186.62	175.91
4050 x 650 Edged all round	387.62	338.58	331.33	309.91
2020 x 900 Edged both long and 1 end	318.51	282.69	301.27	268.36
4050 x 900 Edged all round	609.09	501.60	581.73	483.31

*\* 4050 x 360 made to order, allow 4 weeks for delivery*

Availability (22mm and 40mm)	
<b>Group 1 :</b> Black Lightning Marble, Carrera Marble, Cotswold Oak, Grey British Oak, Grey Lightning Stone, Grey Shuttered Concrete, Italian Marble, Lombardy Marble, Natural Limestone, New Blocked Walnut, Pure Concrete, Summer Emperor, Wild Rustic Oak.	
<b>Group 2:</b> Andromeda Black, Andromeda Cloud, Andromeda White, Grey Peppered Spark, Light Oak, Medium Grey Slate, New Andromeda Smoke, New Natural Slate, Sand Spark, White Terrazzo, Worcester Oak	

Upstands, Splashbacks etc.		
Size	2	1
4050 x 100 x 12mm Upstand	67.96	62.91
3000 x 1210 x 8mm Splashback	266.60	266.60
1m PP / Acrylic edging strip	16.04	13.13
5m PP / Acrylic edging strip	66.62	60.20


Bespoke Shapes (all worktops)		
Size	Curved	Straight
1300 x 400mm	210.04	155.18
1000 x 650mm	327.22	249.44
2020 x 650mm	465.84	362.13
1000 x 1200mm	542.09	426.44
2020 x 1200mm	772.20	576.56
4050 x 650mm	772.20	576.56
4050 x 1200mm	1122.71	720.49

**For Jointing bolts, sealants, adhesives, and all other accessories see our dedicated accessories page!**

# Alloy™

Splashbacks

Plain Colours and Patterns		Accessories	
	£ each		£ each
3050 x 600 x 4mm Mid rise panel	308.44	Joint Profile - Aluminium finish 595mm	8.45
3050 x 750 x 4mm High rise panel	385.56	Joint Profile - Aluminium finish 745mm	10.27
600 x 800 x 4mm Standard Hob Panel	117.33	External Corner - Silver or Anthracite 600mm	11.73
900 x 800 x 4mm Large Hob Panel	174.44	External Corner - Silver or Anthracite 750mm	14.32
Brushed Metallic		Internal Corner - Silver or Anthracite 600mm	10.59
	£ each	Internal Corner - Silver or Anthracite 750mm	12.93
3050 x 600 x 4mm Mid rise panel	368.44	Edge Trim - Silver or Anthracite 600mm	6.45
3050 x 750 x 4mm High rise panel	460.00	Edge Trim - Silver or Anthracite 750mm	7.76
600 x 800 x 4mm Standard Hob Panel	140.67	Edge Trim - Silver or Anthracite 3000mm	28.27
900 x 800 x 4mm Large Hob Panel	208.89		



## MAZAN® 4mm Acrylic Glass Splashbacks

Panels for Splashbacks			Fitting Trims		
Length x Width	Group 2	Group 1		Silver	Colour
3600 x 600mm	451.82	402.72	Internal Corner	37.25	34.80
3050 x 600mm	422.91	373.80	External Corner	43.18	39.42
3050 x 1220mm	764.16	681.16	End Cap	42.60	28.31
			Continuous Joint (H)	34.94	27.72
6mm Matching Toughened Glass (for use with Gas Hobs)			Accessories		
	Group 2	Group 1		£ each	
600 x 200mm	72.20	72.20	Repair and Maintenance Kit	138.07	
900 x 200mm	99.65	99.65	Edge Polishing Kit	57.62	
600 x 750mm	210.03	210.03	Polishing Compound	43.34	
900 x 750mm	275.87	275.87	Vuplex Cleaner	20.21	
			Neutral Cure Adhesive Cartridge	18.71	

### Price Groups

**Group 1 Solid Colours:** Autumn Mist, Black, Desert Sky, French Taupe, Ink Well, Lemon Peel, Light Fawn, Lagoon, Lime Soda, Mango Grove, Morello Cherry, Pure White, Rain Cloud, Royal Standard, Shallow Water, Swimming Pool, Whipped Cream, Woodland.

**Group 2 Metallic Colours:** Black Metallic, Dark Bronze Metallic, Silver Metallic, White Metallic.



# Compact laminate

# ZENITH

Worktops					Installation	
Length x Width	Price Group				Product	£ each
	4	3	2	1		
3000 x 650 x 12.5mm Worktop	N/a	N/a	755.50	384.20	<b>3 joint Fitting Kit (UNICOMKIT)</b>	<b>45.00</b>
3000 x 950 x 12.5mm Breakfast Bar	N/a	N/a	1433.90	714.80	Toggle Bolts - Pk of 3 (UNITOG)	7.41
<b>3000 x 100 x 12.5mm Upstand</b>	<b>201.60</b>	<b>167.63</b>	<b>115.00</b>	<b>89.50</b>	<b>Compact Jig (ACCCOMJIG)</b>	<b>45.45</b>
3000 x 600 x 8mm MDF Splashback	N/a	201.60	167.63	89.50		

## Price Groups

**WORKTOP GROUP 1:** Caldeira Roche, Magma Roche, Noir Fusion, Raja Black, Woodstone Grey Granite

**WORKTOP GROUP 2:** All decors not in group 1 above

**UPSTANDS GROUP 1:** Caldeira Roche, Magma Roche, Woodstone Grey Granite

**UPSTANDS GROUP 2:** Noir Fusion, Raja Black


**UPSTANDS GROUP 3:** Corroda, Caldeira Grey, Cloudy Nova, Chaux Sablee Fizzy, Don Tella Marble, Pokhara Marble, Tectonica Fizzy

**UPSTANDS GROUP 4:** Anthracite Marble, Blanc Crystal, Cloudy Cement, Marmo Grigio, Marmo Paros, Marmo Treviso, Marbre Veneto, Torrano Marble


**SPLASHBACKS GROUP 1:** Noir Fusion, Raja Black

**SPLASHBACKS GROUP 2:** Anthracite Marble, Blanc Crystal, Caldeira Roche, Cloudy Cement, Chaux Sablee Fizzy, Magma Roche, Marmo Grigio, Marmo Paros, Marbre Veneto, Torrano Marble, Woodstone Grey


**SPLASHBACKS GROUP 3:** Caldeira Grey, Cloudy Nova, Corroda, Don Tella Marble, Pokhara Marble, Tectonica Fizzy




Worktops, Upstands & Splashbacks			Availability			
Length x Width	PG2	PG1				
3050 x 640 x 12mm Worktop	622.22	348.44				
1500 x 640 x 12mm Worktop	357.78	200.36				
3050 x 950 x 12mm Breakfast Bar	995.56	466.67				
3050 x 1240 x 12mm Island	1306.67	622.22				
3050 x 70 x 12mm Upstand	118.22	62.22				
3050 x 150 x 12mm Upstand	236.44	124.44				
3050 x 600 x 3mm Splashback	217.78	155.56				
1500 x 600 x 3mm Splashback	125.22	89.44				
900 x 750 x 12mm Hob Splashback	326.67	155.56				
Accessories						
Installation Kit		46.67				
Adhesive 20gm Tube + Applicator		12.44				




Antique Rust  
(PG1)




Dark Concrete  
(PG1)




Deep Grey  
(PG1)




Light Concrete  
(PG1)




Pure White  
(PG2)



Vena Black  
(PG1)



Vena White  
(PG1)



White Marble  
(PG2)



# SOLID HARDWOOD WORKTOPS

FSC® Certificate INT-COC-001334. Look for our FSC® certified products



Premium quality fingerjointed 41mm wide staves, A side 120 grit, B side 80 grit. Full staves (continuous) available in most species to order

**Please follow the storage and installation instructions. If in any doubt contact us for advice.**

## PREMIER RANGE EUROPEAN OAK FSC® 100%

Length x Width	Product Code	30mm Thick	Length x Width	Product Code	40mm Thick
2000 x 625	PRE6220300	251.56	2000 x 664	PRE6620400	284.45
3000 x 625	PRE6230300	368.18	3000 x 664	PRE6630400	416.33
4100 x 625	PRE6241300	503.09	4100 x 664	PRE6641400	568.90
2000 x 913	PRE9120300	351.77	2000 x 913	PRE9120400	428.04
3000 x 913	PRE9130300	506.24	3000 x 913	PRE9130400	572.46
4100 x 913	PRE9141300	703.52	4100 x 913	PRE9141400	856.07
			2500 x 1245	PRE1225400	788.26
Upstand to suit Premier and Contract Oak worktops			3000 x 83 x 21	PREUPOE	69.24

## HMT CONTRACT OAK FSC® 100%

Length x Width	Product Code	40mm Thick
3000 x 650	HMT6530400	378.41
4100 x 650	HMT6541400	516.92
3000 x 935	HMT9330400	545.48

Contract Oak is similar in appearance to our Premier European Oak but may have some sapwood and small imperfections on the A side



## HERITAGE OAK FSC® 70%

Length x Width	Product Code	40mm Thick
3000 x 630	PRE6330400OH	437.30
4100 x 630	PRE6341400OH	597.58
3000 x 945	PRE9430400OH	649.42

Heritage Oak is available in 30mm thickness to special order. Knots and imperfections are a feature of this product not a fault.



## BEECH (LIGHT STEAMED) FSC® 100%

Length x Width	30mm	40mm
2000 x 664mm	180.47	231.19
3000 x 664mm	264.12	338.37
4100 x 664mm	360.93	462.41
3000 x 913mm	363.19	465.30
3000 x 83 x 30 Upstand	48.93	



Light Steamed Beech

## EUROPEAN WALNUT FSC® 100%

Length x Width	30mm	40mm
2000 x 664mm	376.90	474.58
3000 x 664mm	551.65	694.63
4100 x 664mm	753.80	949.19
3000 x 913mm	758.50	955.11
3000 x 83 x 30 Upstand	118.23	



European Walnut

## IROKO FSC® 100%

Length x Width	30mm	40mm
2000 x 664mm	278.02	334.47
3000 x 664mm	406.88	489.53
4100 x 664mm	555.98	668.93
3000 x 913mm	559.52	673.12
3000 x 83 x 30 Upstand	84.15	



Iroko



# SOLID HARDWOOD WORKTOPS

Made in Denmark



FSC® Certificate INT-COC-001334 Look for our FSC® certified products

## NATURAL ASH

Length x Width	30mm	40mm
2000 x 664mm	250.21	312.98
3000 x 664mm	366.23	458.07
4100 x 664mm	500.43	625.95
3000 x 913mm	503.57	629.84
3000 x 83 x 30 Upstand	68.88	



Natural Ash

## PLANTATION TEAK

Length x Width	30mm	40mm
2000 x 664mm	509.63	647.10
3000 x 664mm	745.91	947.11
4100 x 664mm	1019.26	1294.20
3000 x 913mm	1025.63	1302.28
3000 x 83 x 30 Upstand	157.10	



Plantation Teak

## AMERICAN WALNUT

Length x Width	30mm	40mm
2000 x 664mm	507.54	663.95
3000 x 664mm	742.85	971.78
4100 x 664mm	1015.09	1327.91
3000 x 913mm	1021.42	1336.20
3000 x 83 x 30 Upstand	165.81	



American Walnut

## WENGE

Length x Width	30mm	40mm
2000 x 664mm	477.14	619.63
3000 x 664mm	698.38	906.90
4100 x 664mm	954.31	1239.25
3000 x 913mm	960.28	1247.00
3000 x 83 x 30 Upstand	154.88	



Wenge

## ZEBRANO ( FSC® not available)

Length x Width	30mm	40mm
2000 x 664mm	526.62	685.65
3000 x 664mm	770.77	1003.55
4100 x 664mm	1053.24	1371.32
3000 x 913mm	1059.82	1379.88
3000 x 83 x 30 Upstand	154.19	



Zebano

## BLACK OAK

Length x Width	30mm	40mm
2000 x 664mm	481.21	604.78
3000 x 664mm	704.33	885.15
4100 x 664mm	962.46	1209.52
3000 x 913mm	968.46	1217.06
3000 x 83 x 30 Upstand	133.48	



Black Oak

## INSTALLATION KIT £55.00 (Oil not included)

Contents: Fitting instructions, sanding block, 2 x 180 grit sandpaper, 2 x 240 grit sandpaper, green scotchbrite pad, latex gloves, lint free cloth, 24 x 15mm cabinet screws, 12 x 30mm screws, 12 x fixing brackets, 12 x washers, 11 x hardboard spacers, 2 x heat reflective aluminium sheet, 3m x 50mm aluminium tape, High modulus silicone sealant.

**BAMBOO, MAPLE, CHERRY & OTHER SPECIES NOT LISTED P.O.A.**

January 2025 SRP ex VAT

# Solid Surface Worktops & Accessories



## Slimline Worktops, Upstand & Splashback

Length x Width	£
3050 x 620 x 15mm Worktop	450.00
2440 x 900 x 15mm Breakfast Bar	611.67
3050 x 620 x 15mm Splashback	450.00
3050 x 100 x 15mm Upstand	112.00

## Sink Modules

3050 x 620 Single bowl SS	810.87
3050 x 620 Super Large bowl SS	891.96
3050 x 620 1.5 bowl SS Duo	938.47
3050 x 620 1.5 bowl SS Designer	974.67

## Accessories

Installation Kit	42.07
Care & Maintenance Kit	41.67
75ml Adhesive Sachet	27.36

## Availability



# maia®

## 28mm or 42mm Worktops (Specify when ordering)


	Price Group	
	2	1
<b>Standard Worktop edged 1L, 2S</b>		
3600 x 600mm	835.21	670.37
3600 x 650mm	923.12	747.30
1800 x 600mm	523.10	417.59
1800 x 650mm	584.63	472.57
<b>Breakfast Bar edged 2L, 1S</b>		
3600 x 900mm	1127.53	901.14
1800 x 900mm	714.32	571.46
<b>"C" End Worktops - 240mm radius both ends</b>		
3600 x 650mm	1066.01	824.21
1800 x 650mm	681.34	582.46
<b>"D" End Breakfast Bars - 240mm radius 4 corners</b>		
3600 x 900mm	1241.83	1022.03
1800 x 900mm	767.09	692.34
<b>Island Tops</b>		
1800 x 1200mm Square	1011.03	824.21
1800 x 1200mm 240mm radius four corners	1125.32	934.12

## Accessories

	Price Group	
	2	1
<b>Upstands</b>		
3680 x 70 x 10mm	193.41	182.44
3680 x 150 x 10mm	384.64	364.85
<b>Splashbacks</b>		
3680 x 580 x 10mm	927.50	852.78
1840 x 580 x 10mm	463.76	426.40
900 x 760 x 10mm	294.52	272.54
<b>Edging Strip</b>		
1200 x 30 or 45 x 3mm	24.19	21.98
<b>Adhesive</b>		
75ml Sachet	30.79	30.79
250ml Cartridge + Nozzle	61.55	61.55
<b>Installation &amp; Care</b>		
Jointing Kit	48.36	48.36
Consumer Care Kit	43.95	43.95
Chopping Board	94.53	87.91

Maia Sink Modules available - POA

## Availability



### Worktops & Upstands

Length x Width	Price Group			
	4	3	2	1
1500 x 600 x 25mm worktop.	654.07	545.08	397.83	347.27
1500 x 650 x 25mm worktop.	654.07	545.08	397.83	347.27
3050 x 600 x 25mm worktop.	1134.10	945.11	689.92	602.50
3050 x 650 x 25mm worktop.	1134.10	945.11	689.92	602.50
2100 x 900 x 25mm Breakfast Bar	1604.31	1039.64	732.45	614.31
3050 x 940 x 25mm Breakfast Bar	1604.31	x	x	x
2480 x 1240 x 25mm Island ( <b>only colours in bold</b> )	2395.62	2023.62	1506.96	1334.73
3050 x 1240 x 25mm Island ( <b>only Calcutta White</b> )	2610.25	x	x	x
3050 x 70 x 12.5mm Upstand	170.11	141.78	118.14	94.55
3050 x 150 x 12.5mm Upstand	340.28	283.57	236.27	189.02

### Price Groups




**Group 1**






White



**Group 2**








Caramel Crunch      Ice Blue      Ice Crystal








Grey Crystal      Nimbus Grey      Peak Stone




**Group 3**

Blue Venato      Carrara White      Chalk Venato







Concrete Haze      Copper Fleck      Grey Storm






Marble Wash      Silver Haze      Sparkling White

**Group 4**

Travertine Haze



Calcutta White

### Splashbacks


Length x Width	Price Group			
	4	3	2	1
900 x 750 x 12.5mm Hob Splashback	510.36	425.29	307.16	283.57
1500 x 600 x 12.5mm Midway Splashback	510.36	425.29	307.16	283.57
3050 x 600 x 12.5mm Midway Splashback	964.02	803.33	567.07	519.79

### Factory Sink Modules

Length x Width	Price Group			
	4	3	2	1
3050 x 650mm Single Bowl Stainless Steel 25mm Radius	1622.07	1351.71	1083.57	993.44
3050 x 650mm Super Large Bowl SS 25mm Radius	1695.93	1413.27	1145.13	1052.80
3050 x 650mm 1.5 Bowl SS 25mm Radius	1764.48	1470.42	1202.24	1109.96
3050 x 650mm 1.5 Designer Bowl SS 25mm Radius	1817.24	1514.38	1246.24	1153.93
3050 x 650mm Single Bowl SS 10mm Radius	1627.51	1360.56	1093.62	998.89
3050 x 650mm Super Large Bowl SS 10mm Radius	1705.00	1429.44	1162.51	1067.78
3050 x 650mm Ultra Large Bowl SS 10mm Radius	1730.84	1455.29	1188.33	1093.62
3050 x 650mm 1.5 Bowl SS 10mm Radius	1765.29	1498.33	1231.40	1136.67
3050 x 650mm 1.5 Designer Bowl SS 10mm Radius	1877.22	1532.78	1265.84	1171.11
3050 x 650mm Single Bowl White Acrylic	1949.11	1624.27	1356.11	1265.98
3050 x 650mm Super Large Bowl White Acrylic	2162.71	1802.29	1534.13	1441.83
3050 x 650mm 1.5 Bowl White Acrylic	2104.69	1753.93	1485.78	1395.69
3050 x 650mm 1.5 Designer Bowl White Acrylic	2162.71	1802.29	1534.13	1441.83
3050 x 650mm Single Bowl Granite	1653.33	1386.40	1119.44	1024.73
3050 x 650mm Super Large Bowl Granite	1713.62	1438.07	1171.11	1076.40
3050 x 650mm 1.5 Designer Bowl Granite	1842.78	1498.33	1231.40	1136.67
2250 x 650mm Integrated Bowl	2357.22	2058.07	1791.11	1696.40
2250 x 650mm Integrated Ultra Bowl	2462.78	2161.40	1894.44	1799.73
2250 x 650mm Integrated 1.5 Bowl	2635.00	2333.62	2066.67	1971.96

### Accessories

	£
Joining Kit (1 per joint inc adhesive)	43.96
Customer Care Kit	43.50
75ml Adhesive Sachet (if extra needed)	28.58



Granite sink modules come in a choice of Black, White, Graphite and Gunmetal. Integrated sink modules come in a choice of Gold, Brass, Gunmetal, Copper or Steel. Sinks are positioned centrally as standard. Please specify RH or LH large bowl where applicable.

(Worktops 25mm as standard, 12mm to special order)

### Standard vanity top sizes

Length x Width	Price Group			
	4	3	2	1
610 x 230mm	196.49	163.73	138.68	119.79
610 x 350mm	209.67	174.75	151.43	130.78
610 x 550mm	315.17	262.65	214.97	185.71
1210 x 230mm	354.73	295.62	264.98	229.68
1210 x 350mm	381.11	317.61	278.31	240.67
1210 x 550mm	565.73	471.46	417.94	361.54
1510 x 230mm	367.95	306.61	278.25	240.67
1510 x 350mm	407.48	339.56	304.04	262.65
1510 x 550mm	618.48	515.39	442.44	383.53
3010 x 230mm	671.23	559.36	482.12	416.50
3010 x 350mm	750.38	625.31	520.55	449.47
3010 x 550mm	1080.06	900.06	811.53	702.24


### Bespoke vanity top sizes

Per linear 100mm				
Up to 230mm depth	26.77	22.30	20.24	17.50
231 - 325mm depth	29.64	24.70	22.12	19.10
326 - 550mm depth	44.98	37.48	32.18	27.90
Finishing return edge to match the front edge				31.20
Break fronts, cut-outs, tap holes, radius ends etc.				POA

### Shower Panels

	Price Group			
	4	3	2	1
2440 x 1200mm Panel	1358.62	623.10	571.10	467.07
Jointing Kit (including adhesive sachet)				43.97
Care Kit				43.50
Panel adhesive (Aqubond)				13.39


### Shower Panel decors available



All above are 6mm thick except Calcutta white 12mm. A matching internal corner trim is included with each panel.

*Standard sizes are supplied in the factory finish and may require cutting, profiling and buffing to achieve the desired finish. Bespoke sizes are made in our workshop and are supplied finished and ready to install. We recommend that a care kit is supplied to the customer to keep their worktop in pristine condition.*

### Worktop Availability



Solid Surface Worktops, Upstands & Splashbacks				Accessories	
Length x Width	Price Group				£
	PG3	PG2	PG1		
3000 x 650 x 20mm worktop	825.80	751.55	662.40	50ml Adhesive Cartridge	16.32
2000 x 960 x 20mm Breakfast Bar	835.76	759.77	668.21	250ml Adhesive Cartridge	51.94
3000 x 100 x 12mm Upstand	147.00	133.64	118.80	Gun for 50ml Adhesive	50.46
3000 x 760 x 12mm Splashback	611.80	556.85	494.97	Gun for 250ml Adhesive	151.37
				Installation Kit	75.57
				Care Kit	37.85

## Availability

**PG 1:** Angel, Arctic, Avalon, **Cassata**, Cotswold, **Lovina**, Pure White, Sidewalk, Snow Quartz, **Twilight**.

**PG2:** Alaskan Quartz, **Cloud Quartz**, Colosseum, Cool Steel Sparkle, Cosmic Gold Quartz, Lotus Temple, San Marco, Taj Mahal, **Warm Grey Quartz**.

**PG3:** Broadway, Madison Avenue, Parisian Cafe. **\*\*Decors in red available whilst stocks last\*\***

# MISTRAL

Solid Surface Worktops, Upstands & Splashbacks			Accessories	
Length x Width	Unique Collection	Std Decors		
	1500 x 625 x 25mm Worktop	n/a	397.34	Installation Kit
1500 x 650 x 25mm Worktop	458.18	n/a	Care & Maintenance Kit	25.00
3010 x 625 x 25mm Worktop	n/a	680.11	150ml Adhesive Cartridge	51.14
3010 x 650 x 25mm Worktop	775.57	n/a	Availability	
2080 x 900 x 25mm Breakfast Bar	n/a	703.98	<b>Standard Decors:</b> Anise, Arctic Frost, Aruba, Cappio, Glacier, Hudson, Ignea, Lumi, Manuka, Mist, Polaris, Toffee Cream, Tongaro, Vanilla Sky, Winter Drift, Zircona.	
2100 x 940 x 25mm Breakfast Bar	799.43	n/a	<b>Unique Collection Decors:</b> Aria, Atacalma, Moonscape, River Rock, Seastorm	
3010 x 100 x 12mm Upstand	114.55	102.61		
3010 x 760 x 12mm Splashback	507.11	448.64		

# pietra

Accessories		Worktops & Upstands		
		Length x Width	£ Group 2	£ Group 1
Installation Kit	104.64	1500 x 650mm Profiled 1L,2S	499.18	324.31
Care & Maintenance Kit	54.20	3010 x 650mm Profiled 2L,2S	998.24	640.64
50ml Adhesive Cartridge and 2 nozzles	28.93	2000 x 900mm Profiled 2L,2S	998.24	609.04
Price Groups		3000 x 100 x 12mm Upstand	107.11	87.71

**Group 1:** Baltic Brown, Copper Stipple, Pure White, Black Fizz

**Group 2:** Arctic River, Calacatta, Carrara Marble, Dark Concrete, Light Concrete, Lunar Ice, Paper Moon, Stone Haze

**With solid surfaces it is vital to check for colour match between all the worktops prior to installation. Dark colours will show scratches and marks more readily than lighter colours.**

### Shower Panels

Details	Price Group			
	4	3	2	1
2420 x 1200 x 11mm Postformed Panel (1 long edge postformed, 1 long edge tongued)	x	420.38	385.90	310.26
2420 x 1200 x 11mm Tongue & Groove (1 long edge tongued, 1 long edge grooved)	x	420.38	385.90	310.26
2420 x 600 x 11mm Tongue & Groove (1 long edge tongued, 1 long edge grooved)	x	215.36	192.93	159.50
2420 x 580 x 11mm Feature Panel (both long edges postformed)	x	235.83	209.71	173.98
2420 x 160 x 11mm Upstand/Finishing Panel (1 long edge postformed, 1 long edge tongued)	x	117.90	104.86	87.00
2440 x 1220 x 4mm Acrylic Panel (clean sawn edges)	606.83	x	x	x

### Fitting Accessories

*NB. Bushboard recommend that Nuance panels are fitted without any trims*

	Polished Silver	White or Black
Internal Corner Trim (2 part) for 11mm panels	45.67	30.48
External Corner Trim (2 part) for 11mm panels	58.43	34.57
J End Cap Trim for 11mm panels	45.67	22.36
	Aluminium	White
Internal Corner Trim for 4mm Acrylic Panels	44.67	30.48
External Corner Trim for 4mm Acrylic panels	50.76	34.57
H Jointing Trim for 4mm Acrylic Panels	44.67	22.36
End Cap Trim for 4mm Acrylic panels	40.64	27.86
		£ each
BB Complete Panel Adhesive 290ml (use 1 per 1200mm panel)		15.93
BB Complete Colour-Matched Sealant 290ml		30.64

### Panel Price Groups

**Group 1** Arctic, Marble Noir, Marble Sable, Petra

**Group 2** Alabaster, Classic Travertine, Driftwood, Frost, Lumiere, Magma, Natural Grey Stone, Platinum Travertine, Turin Marble.

**Group 3** Alhambra, \*Amber Tile, Antique Paladina, Black Quartz, Calacatta Statuaria, Chalkwood, \*Chalky Pine, Cirrus Marble, Doux Lime Quartz, \*Estremoz Tile, \*Fossil Tile, Grey Paladina, \*Herringbone Whitewash, Light Portland, Misuo Marble, New England, Sand Lightning Fossil, \*Satnas Marble Tile, Vanilla Quartz, White Lightning Fossil, White Quartz

**Group 4 Acrylics:** Aqua Kaleidoscope, Carrara Marble Slab, Casablanca Classic, Casablanca Grey, Hexagon Marble, Linear Arctic Marble.

Carrara Marble slab Acrylic is available in matching bookmatched pairs (Panels A & B), If you need to order more than one panel please ensure you specify which panels you require and inform your installer. Decors marked \* are only available in T&G 2400 x 600 and 2400 x 1200 and 2400 x 1200 Postformed. Herringbone Whitewash only available in 2400 x 1200 T&G or Postformed.


### Bathroom Worktops

Details	Price Group	
	2	1
3m x 360 x 28mm Postformed 1 L	138.76	105.69
3m x 600 x 28mm Postformed 1 L	176.60	139.62

### Worktop Price Groups

**Group 1** Arctic, Black Granite, Marble Noir, Petra

**Group 2** Classic Travertine, Driftwood, Frost, Lumiere, Magma, Natural Grey Stone, Platinum Travertine, Turin Marble, Alhambra, Black Quartz, Calacatta Statuaria, Cirrus Marble, Doux Lime Quartz, Light Portland, Vanilla Quartz, White Quartz



Worktop postformed profile = Q3 on all decors except Arctic, Black Granite and Quartz decors which are Q10



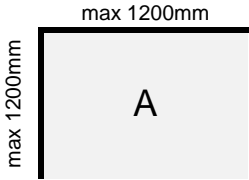
## Example Layouts

*Please note: The following examples are provided to assist you with calculating your requirements and costs. They may not correspond to the "packs" offered by others so please check before ordering. All examples quoted without trims.*

Typical Layout

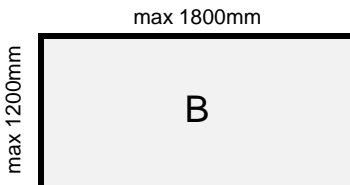
Products required

Total cost of items



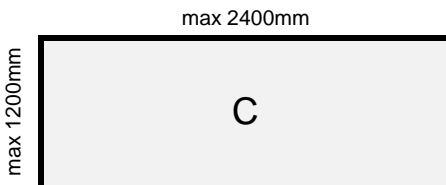
2 2420 x 1200 x 11mm postformed panels, 2 panel adhesive, 1 BB Complete Sealant  
2 2440 x 1220 x 4mm Acrylic Panels, 2 panel adhesive, 1 BB complete Sealant

Example A cost			
4	3	2	1
1276.16	903.26	834.30	683.02



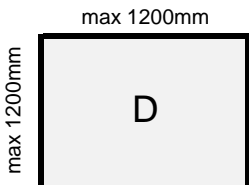
2 2420 x 1200 x 11mm postformed panels, 1 2420 x 600 x 11mm T&G panel, 3 panel adhesive, 1 BB Complete Sealant  
3 2440 x 1220 x 4mm Acrylic Panels, 3 panel adhesive, 1 BB complete Sealant

Example B cost			
4	3	2	1
1898.92	1134.55	1043.16	858.45




2 2420 x 1200 postformed panels, 1 2420 x 1200 T&G panel 3 panel adhesive, 1 BB Complete Sealant  
3 2440 x 1220 x 4mm Acrylic Panels, 3 panel adhesive, 1 BB complete Sealant

Example C cost			
4	3	2	1
1898.92	1339.57	1236.13	1009.21



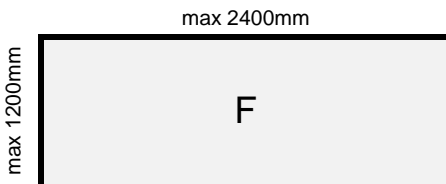
2 2420 x 1200 x 11mm postformed panels, 1 2420 x 1200 x 11mm T&G Panel, 3 panel adhesive, 1 BB Complete Sealant  
3 2440 x 1220 x 4mm Acrylic Panels, 3 panel adhesive, 1 BB complete Sealant

Example D cost			
4	3	2	1
1898.92	1339.57	1236.13	1009.21



2 x 2420 x 1200 postformed panels, 1 2420 x 1200mm and 1 2420 x 600 T&G panels, 4 panel adhesive, 2 x BB Complete Sealant  
4 2440 x 1220 x 4mm Acrylic Panels, 4 panel adhesive, 2 BB complete Sealant

Example E cost			
4	3	2	1
2552.32	1601.50	1475.63	1215.28



2 x 2420 x 1200 postformed panels, 2 2420 x 1200mm T&G panels, 4 panel adhesive, 2 x BB Complete Sealant  
4 2440 x 1220 x 4mm Acrylic Panels, 4 panel adhesive, 2 BB complete Sealant

Example F cost			
4	3	2	1
2552.32	1806.52	1668.60	1366.04



Tongue & Groove profile



Postformed profile

*Example prices are for guidance only, errors and omissions excepted*

January 2025 SRP excluding VAT

## 11mm Panels

Length x Width	Price Group			
	4	3	2	1
2400 x 1200mm Square edged	294.31	234.87	224.98	203.76
2400 x 1200mm T&G	302.80	246.20	233.47	215.07
2400 x 600mm T&G	149.96	121.69	116.02	107.53

### SPECIFICATION:

11mm Birch Plywood Core, Faced with decorative high pressure laminate and balanced with HPL balancer. 10 year warranty (terms apply). Square Edged Panels are finished on one long edge to match the face colour as standard.

## Price Groups

**Group 1** Bianco Matt, Blizzard Gloss, Calacatta Marble, Cappuccino Slate, Lucido Gloss, Milano Gloss, Quarzo Gloss.

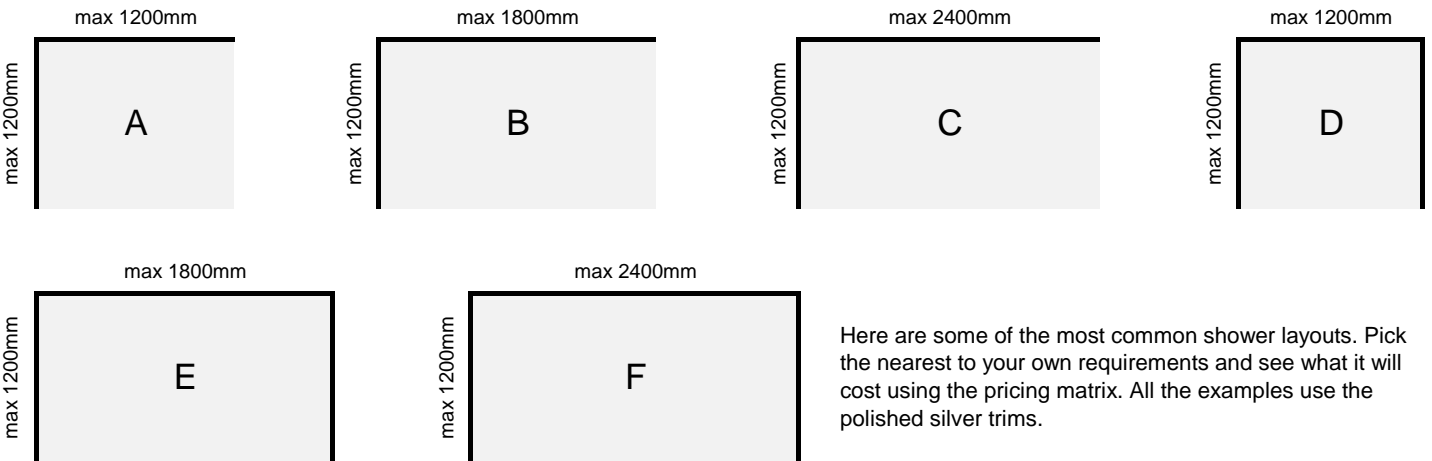
**Group 2** Ardesia Gloss, Asti Gloss, Bari Gloss, Beach Hut Grain, Carrera Gloss, Frostwood Gloss, Latte Slate, Onyx Gloss, Pearl Marble Gloss, Sabbia Gloss, Travertine Gloss.

**Group 3** Calcolo, Luna Stone, Pietra Griggio, Ruggine, Travertine Stone

**Group 4** Ice Galaxy Gloss Metallic, Night Galaxy Gloss Metallic, Shimmer Gloss Metallic, Legno Argento, Legno Fumo

## Panel Fitting, Trims & Accessories

Fitting Trims 2.5m length	Matt Silver Aluminium	Polished Silver	White Aluminium	Black Aluminium	White PVC
Internal Corner Trim	27.51	47.11	26.84	29.07	11.55
External Corner Trim	30.02	51.11	29.07	31.11	12.60
End Cap	16.67	42.22	21.11	21.11	7.85
H Section	20.44	40.00	22.67	21.38	10.00
<b>Adhesive and sealant</b>	<b>£</b>	We recommend using one cartridge of Aqubond panel adhesive per 2400 x 1200 panel. TopSeal should be used sparingly on the tongue of the T&G joints and to seal the panels to the shower tray or bath. One cartridge per installation is generally sufficient.			
Aqubond Panel Adhesive 290ml Cartridge	13.39				
TopSeal coloured sealant 290ml Cartridge (colour to suit décor)	18.00				



Here are some of the most common shower layouts. Pick the nearest to your own requirements and see what it will cost using the pricing matrix. All the examples use the polished silver trims.

A = 2 2400 x 1200mm Square edged panels, 2 panel adhesive, 1 Topseal, 1 Internal corner trim

B = 1 2400 x 1200mm Square edged panel, 1 2400 x 1200 T&G panel, 1 2400 x 600 T&G panel, 3 Panel adhesives, 1 Topseal, 1 Internal corner trim, 1 End Cap

C = 1 2400 x 1200mm Square edged panel, 2 2400 x 1200 T&G panel, 3 Panel adhesives, 1 Topseal, 1 Internal corner trim, 1 End Cap

D = 2 2400 x 1200mm Square edged panels, 1 2400 x 1200 T&G Panel, 3 panel adhesives, 1 Topseal, 2 Internal corner trims

E = 2 2400 x 1200mm Square edged panels, 1 2400 x 1200 T&G panel, 1 2400 x 600 T&G Panel, 4 Panel adhesives, 2 Topseal, 2 Internal corner trims.

F = 2 2400 x 1200mm Square edged panels, 2 2400 x 1200 T&G panels, 4 Panel adhesives, 2 Topseal, 2 Internal corner trims.

## Example Layouts

	Price Group			
	4	3	2	1
Example A	680.51	561.63	541.85	499.41
Example B	894.57	750.26	721.97	673.86
Example C	1047.41	874.77	839.42	781.40
Example D	1043.81	868.33	835.82	774.98
Example E	1225.16	1021.41	983.23	913.90
Example F	1378.00	1145.92	1100.68	1021.44

*Example prices are for guidance only, errors and omissions excepted*

# ACCESSORIES

## Aluminium Worktop Joint strips

worktops up to 650mm	Corner	Straight	End Cap
30mm Q3 profile 650	5.00	4.50	4.50
40mm Q3 profile 650	7.00	5.50	5.50
30mm Q3 profile 900	8.50	8.00	8.00
40mm Q3 profile 900	10.00	8.50	8.50

*Polished Silver (30 & 40mm) or Black (40mm only)*

## Adhesives

	£ Each
SAF10 Contact Adhesive 250ml ACCADH025L	6.50
SAF10 Contact Adhesive 1 ltr ACCADH1L	15.50
SAF10 Contact Adhesive 5 ltr ACCADH5L	55.00
Tradesolve Solvent Cleaner 1 ltr ACCADHSV	8.75
Webtack Contact Adhesive Spray 500ml ACCADHS	8.50

## Worktop Jointing

	£ Each
Colorfill colour-matched joint sealant - UNICOL	9.00
Colorfill Solvent - small 20ml - UNICOLSVS	1.71
Colorfill Solvent - large 150ml - UNICOLSVL	5.70
BB Complete joint sealant 290ml cartridge BBC***	30.64
TopSeal Joint sealant 290ml cartridge UNITS***	18.00
150ml Standard Worktop Bolt - UNIBOLT	0.68
170ml Zip Bolt all metal hex drive - ACCZIP170	3.08
160ml Zip Bolt for slimline tops - ACCZIPSLIM	3.20
Unika No.20 Biscuits (pack of 30) - UNIJOIN*	2.85
1/2" Twin-Flute Router cutter - UNICUT*	20.00

## Breakfast Bar Support Leg

	£ Each
Chrome 60mm diameter contract quality 870mm + 25mm adjustable	20.52

## Worktop Protection

	£ Each
Aluminium adhesive tape 5m x 50mm ACCALU	3.00
Alu Sheet (self adhesive) 1m x 600mm UNIHEAT	6.56
Hot Rods (6) 450ml Self Adhesive - UNIRODX	36.48
Unika Gloss surface cleaner 500ml - UNICLEAN	9.48

## Solid Surface Accessories

	£ each
5 Grey Scotchbrite Pads - ACCBRITE	14.25
Mirka Polarshine 15ml Sachet - ACCPOLX	2.50
Eagle Solid Surface Cleaner - ACCCLEAN	12.50
Karonia Guard 250ml spray - MISGUARD	15.00
Imanol Substitute 500ml - ACCSOLV2	10.00
Imanol Substitute 1000ml - ACCSOLV2X	17.00
Karonia Solid Surface Cleaner- 500ml MISCLEAN	9.00
Carysil Clean and Care 500ml - MINCLEAN	21.50
50ml Adhesive cartridge Gun - ACCGUN	32.27
250ml Adhesive cartridge Gun MINGUN	167.05
Nozzle for 50ml Cartridge - ACCNOZ	2.29
Nozzle for 250ml Cartridge - ACCNOZX	3.50
Threaded Brass inserts for undermounting sinks (10) - ACCBRA	

## Solid Wood Accessories

	£ each
Osmo Top-Oil 500ml 3058 Clear Matt	26.95
Osmo PolyX Oil 750ml 3032 Satin Matt	38.41
Osmo Wood Protector 750ml 4006	28.20
Osmo Wood Wax Finish 750ml 1101 Clear Extra Thin	28.24
HaBio! Antibacterial Oil 1ltr	35.00
Osmo Liquid Wax Cleaner 400ml Spray	20.39
Osmo Spray Cleaner 8026 500ml Pump spray	11.70

*Use 2 coats of oil on both sides and all exposed edges prior to installation. A further coat should be applied once installed. Use sparingly and allow to dry thoroughly prior to use. Coverage is approx 20-24m<sup>2</sup> per litre.*

January 2025 SRP ex Vat

# Mitchells Worktops

Laminate – Solid Wood – Solid Surface  
Shower Panels – Sinks & Taps

## Terms and conditions of sale

“Mitchells Worktops” is a trading name of Mitchells (Millbrook) Ltd. hereinafter referred to as “the company”. The person, firm or company placing the order or otherwise dealing with the company shall be referred to as “the customer”.

### PRICES

Price lists supplied by the company are suggested retail exclusive of VAT and carriage charges unless otherwise stated, and are subject to variation at any time without notice. Discount terms agreed with the customer will be applied at the point of sale. The company reserves the right to adjust the price or discount if the quantity specified is amended.

Quotations for specific requirements are net and are valid for 30 days unless otherwise stated.

### DELIVERY

The company will deliver goods to the customer at the address specified at the time of placing the order providing the address is within the company's normal delivery area. The company may make a charge for delivery at its discretion. It is the responsibility of the customer to ensure that someone able bodied is in attendance at the delivery site to assist with unloading. Deliveries outside of the company's normal delivery area can usually be accommodated by utilising a third party specialist carrier at the customer's expense. The company will not be liable for any costs incurred by the customer for deliveries not made on the day or date agreed at the time the order was placed.

### RETURNS

Any goods returned to the company must be in a saleable condition and will be subject to inspection by the company before any credit is issued. A re-stocking charge will be applied by the company. This will be a percentage of the value of the goods returned.

### PAYMENT

Unless specifically agreed and confirmed in writing, credit account customers must pay the full price of the goods (including VAT and delivery charges if applicable) by the last day of the month following the month in which the goods are despatched. Disputes and outstanding credit notes do not convey the right to withhold payment of any monies due. Failure to comply with the company's payment terms may result in temporary or permanent withdrawal of the customer's account. Customers without a credit account must pay for the goods in full (including VAT and delivery charges if applicable) and the funds must be cleared prior to despatch. The company may permit payment to be made “cash on delivery” at its discretion.

### OWNERSHIP

All goods supplied by the company to the customer shall remain the property of the company until all sums due to the company from the customer, whether or not in respect of such goods, have been paid in full. The risk for any goods supplied by the company to the customer shall transfer to the customer upon delivery.

### THE CUSTOMER'S MATERIALS

Where it is agreed that the customer shall supply materials for the manufacture of goods by the company, such supply shall be in sufficient quantities to allow for manufacturing losses. The customer must accept the full responsibility for the correct specification, quality, and size of the material supplied to the company. The company shall be under no liability where such materials are of the incorrect specification, quality or size.

### GUARANTEES

The company will, at its discretion, repair or refund the price of any goods manufactured by the company should they prove to be or have become defective due to faulty material or workmanship within a period of 6 months of supply to the customer. Goods supplied, but not manufactured by the company are covered by the manufacturer's warranty where applicable. The company will not accept any costs incurred by the customer for the installation or removal of defective goods.

These terms and conditions shall be subject to and construed in accordance with English Law. Nothing in these terms and conditions shall affect the statutory rights of the customer who in relation to the company “deals as consumer” as defined in section 12 of the Unfair Contracts Act 1977 or any amendment or modification thereof.

Mitchells (Millbrook) Ltd. Third Avenue, Millbrook, Southampton, SO15 0LD  
Tel: 023 8077 1004 Fax: 023 8070 4736 Email: sales@mitchellswortops.co.uk  
Co. Registration No. 440743 VAT Registration No. 684826685

# WORKSHOP CUTTING & FABRICATION CHARGES

Net Trade excluding VAT

January 2025



**Mitchells  
Worktops** | Laminate & Solid Wood  
Solid Surface  
Shower Panels  
Sinks & Taps

Family run business established 1947

Mitchells (Millbrook) Ltd., Third Avenue, Millbrook, Southampton, SO15 0LD  
Tel: 023 8077 1004 [www.mitchellswortops.co.uk](http://www.mitchellswortops.co.uk)

*Family owned and run business since 1947*

For all orders and enquiries

TEL: 023 8077 1004

Email: [sales@mitchellswortops.co.uk](mailto:sales@mitchellswortops.co.uk)

# LAMINATE WORKTOPS

## Cutting and Edging service for all postformed worktops

£ each



Saw cut to reduce length of worktop FABLCUTL

7.00



Saw cut to reduce width of worktop FABLCUTW

9.50

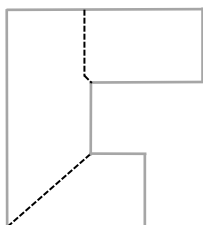


Apply laminate edging strip to short edge of worktop FABLEDGE60

12.00

Apply laminate edging strip to short edge of worktop FABLEDGE90

14.00



## Joining and shaping postformed worktops

£ each

Standard Butt Mitre Joint including bolts (sealant not included) FABLMITRE

42.50

45 degree Mitre Joint including bolts (sealant not included) FABLMITRE45

55.00

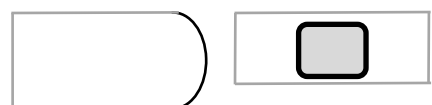
45 degree splay cut and re-edged FABLSPLAY

38.50



Bowed End for Breakfast Bars & Peninsulars FABLBOWL

42.50

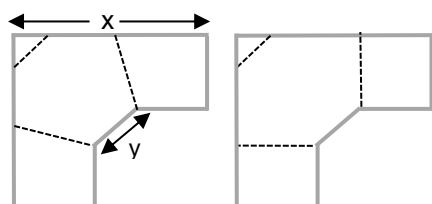


Cut-Out hole for inset sink or hob FABLHOLE

42.50

Corner Solutions

POA



*Please contact us if you can't find what you're looking for here*

## Square-Edged Worktops - Square Cut

£ per M

Apply laminate edging strip to make a square-edged top FABLSQEL

13.50

Apply PP/ABS edging strip to make a square-edged top FABLSQEP

28.00

Edge return end with matching laminate (minimum 1m)

13.50

Edge return end with matching PP/ABS (minimum 1m)

28.00

## Square-Edged Worktops - Curves

£ each

Radius end with laminate edging strip (min. radius 150mm) FABLRADL

38.50

Radius end with PP/ABS edging strip (min. radius 100mm) FABLRADP

45.00

Internal Radius with laminate edging strip (min radius 200mm)

38.50

Internal Radius with PP/ABS edging strip (min radius 200mm)

45.00

Bowed End with laminate edging strip FABLBOWL

42.50

Bowed End with PP/ABS edging strip FABLBOWP

52.50



*Please note that Matching PP/ABS edging is only available for a limited range of decors. Some suppliers have minimum qty. requirements. In such cases we will charge for all the edging we have to purchase.*

Telephone 023 8077 1004 Email: [sales@mitchellswortops.co.uk](mailto:sales@mitchellswortops.co.uk)

## Fabrication services for Solid Acrylic Worktops

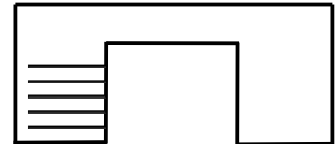
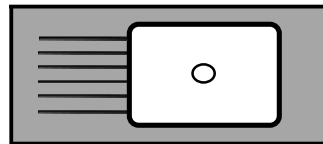
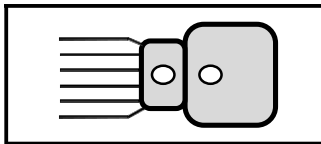
£ each

## SOLID SURFACE

Profile and sand cut ends to match front edge (up to 650mm) FABSEND	37.50
45 degree splay cut, profile and sand FABSENDS	47.50
Radiused end, cut, profile and sand FABSENDR	47.50
Bowed End for Breakfast Bars & Peninsulars FABSENB	55.00
Cut-Out hole for inset sink or Hob * FABSHOLEA	55.00
Cut-Out hole for undermount sink inc. 1 set drainer grooves * FABSHOLEB	175.00
Cut-Out and fit integrated Acrylic sink inc. drainer grooves * FABSHOLEUA	220.00
Cut-Out for Belfast sink including set of drainer grooves * FABSHOLEB	175.00



*\* Sink, sink clips and adhesive not included. Acrylic Sinks are not suitable if you have a Boiling Water Tap.*



### Specialist Fabrication

£ each

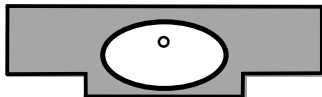
Sharks nose or bullnose edge profiling	POA
Coved upstands	POA
Recessed Drainer with grooves	POA

### Bathroom Vanity Tops in Solid Acrylic

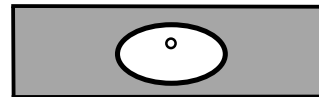
Bowl 2\*

Bowl 1\*

Fit fully integrated Corian bowl, sand and polish ready to install	216.00	207.00
Cut break-front vanity top and fit fully integrated Corian bowl	277.00	267.00
Cut break-front vanity top, sand and polish (without bowl)	N/A	90.00



\* Type 2 Corian bowl = Calm 810  
418 x 332 x 138. Includes overflow but no waste



\* Type 1 Corian bowl = Calm 820  
374 x 267 x 138. Includes overflow but no waste



*Corian bowls included in the price, other bowls available, please ask for details.*

## Fabrication services for Compact Laminate Worktops

£ each

## COMPACT

Saw cut to reduce length of worktop FABECUTL	9.00
Saw cut to reduce width of worktop (lengthways cut) FABECUTW	14.00
45 degree splay cut FABESPLAY	22.50
Radius (Curved) End FABERAD	42.50
Bowed End for Breakfast Bars & Peninsulars FABEBOW	42.50
Hole cut-out for Hob or Inset Sink FABEHOLE	45.00
Prepare butt joint ready to assemble (inc no.20 biscuits) FABEJOINT	35.00
Edge finishing per metre (profile,sand and polish) FABEEDGE	



Cut-out and prepare for a single bowl undermount. FABEHOLE	95.00
Cut-out and prepare for a 1.5 bowl shaped undermount FABEHOLE	95.00
Cut-out and prepare for a Belfast or Butler Sink FABEHOLEB	95.00
Cut-Out and prepare for a Flush Mounted Sink FABEHOLEF	95.00
Drainer Grooves (per set of 5) FABEDRAIN	75.00

## Cutting and shaping

£ each

## SOLID WOOD

Saw cut to reduce length of worktop FABWCUTL	12.00
Saw cut to reduce width of worktop (lengthways cut) FABWCUTW	17.50
45 degree splay cut, edge, profile and sand FABWSPLAY	42.50
Radiused end, cut, edge, profile and sand FABWRAD	42.50
Bowed End for Breakfast Bars & Peninsulars FABWBOW	50.00
Straight Butt Joint including bolts FABWMITRE	52.50
Cut-Out hole for inset sink or Hob FABWHOLE	55.00
Cut-Out for undermount sink including 1 set drainer grooves FABWHOLEU	170.00
Cut-Out for Belfast sink including 1 set drainer grooves FABWHOLEB	170.00
Extra set of drainer grooves FABWDG	85.00



Belfast sink cut-out with drainer grooves



Undermounted sink partially rebated



Rebated undermount including drainer grooves



A small selection of edge profiles

### Additional services for solid wood

£ each

Pencil round profile on top edge only (price per linear metre) FABWEDGE	12.00
Pencil round profile top & bottom edges (price per linear metre) FABWEDGEEX	19.50
Special edge profiles (subject to availability of cutters etc.)	POA
Sand & apply 3 coats of oil to both faces and all edges (per M2) FABWSAND	28.00

*Please allow an extra week for oiling due to the drying time between coats*



Oak Table made from continuous staves



End Grain chopping board in production



60mm thick made from 2 x 30mm thick boards bonded together

Many things are possible in solid wood that cannot be replicated using other materials. Some of these things haven't been designed yet. If you have a concept that you would like us to quote for please share your ideas, but remember that wood moves and needs to be fitted and supported correctly to avoid bowing, sagging and other associated problems.

Telephone 023 8077 1004 Email: [sales@mitchellswortops.co.uk](mailto:sales@mitchellswortops.co.uk)